



MTP® MicroCable Patch Assemblies

12 fibre MTP® micro cable assemblies designed and manufactured with low loss performance high demand network applications. They are available with standard or low loss Elite MTP® terminated on a 3mm ruggedized single jacket micro cable. These trunks are typically used in the main distribution area or the interconnection of active equipment with backbone cabling infrastructure. Their small and compact size makes them an ideal solution for high density applications with high demands for advanced cable management and optimized airflow .

Features

- 12 fibre male/female MTP® connectors
- Low loss performance
- Available with LSZH, OFNP or OFNR jacket
- Option for A, B or C polarity
- 100% Factory terminated and tested
- Compact ruggedized assembly, ideal for high density applications
- Saves installation and reconfiguration time

Applications

- Data Centres
- Parallel optics applications
- 40 and 100G applications
- InfiniBand
- Storage Area Network - Fibre Channel

Specifications

ELEMENT	CHARACTERISTIC
Fibre	OS1/OS2, G.652D, G657A1, OM3, OM4
Tail Dimensions	3mm Tails
MTP Terminations	MTP® 12 Fibre ~ Ferrule US Conec Boot Colour: Black Body Sleeve Colour: MM (Beige), MM Elite (Aqua), SM (Green), SM Elite (Yellow)
Cable Diameter	12 Core MicroCable Single Jacket OD Max 2.9 ± 0.1mm
Crush Resistance	500N/100mm
Cable Tensile Strength	(Short/Long) 200N/60N
Cable Strength Member	Aramid
Storage Temperature	-20 ~ +60°C
Installation Temperature	-5 ~ +50°C
Operating Temperature	-20 ~ +60°C

Connector Performance

CONNECTOR MATING	IL AVERAGE	IL MAX	RETURN LOSS
MTP® Elite (MM)	0.10dB	0.35dB	N/A
MTP® (MM)	0.20dB	0.60dB	N/A
MTP® Elite (SM)	0.10dB	0.35dB	>60dB
MTP® (SM)	0.25dB	0.75dB	>60dB

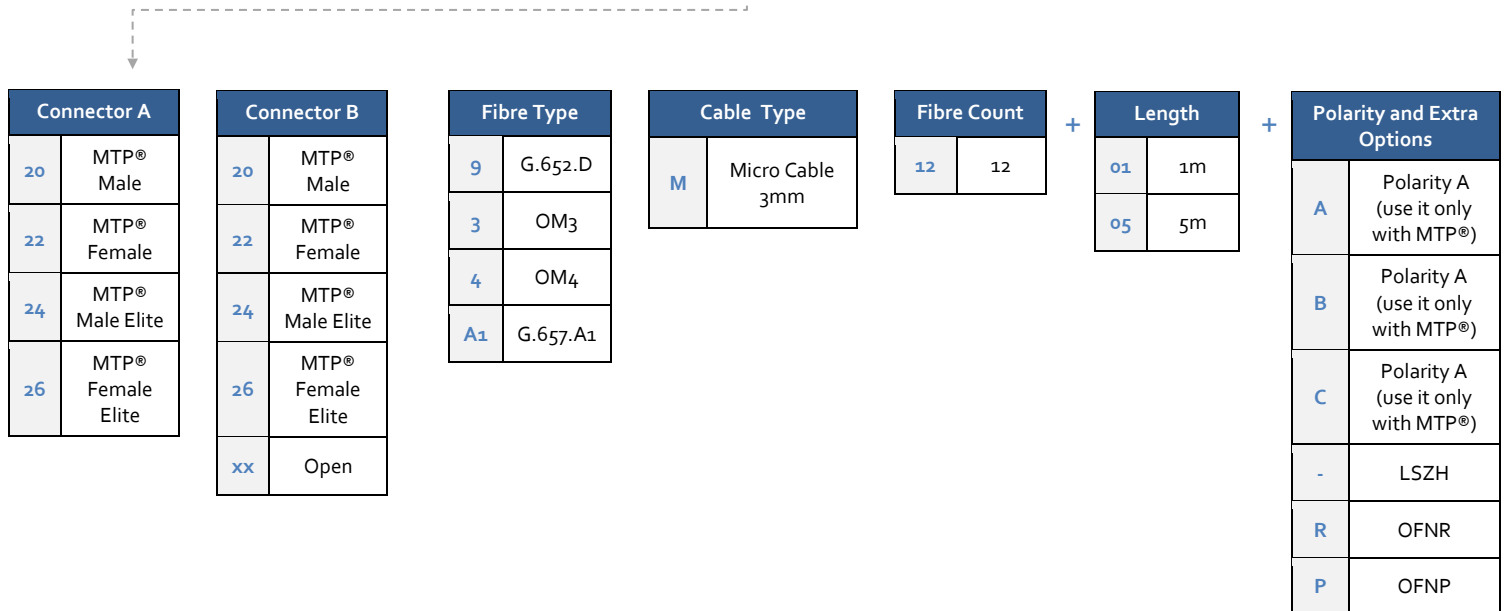
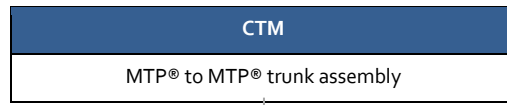
Cable Performance

FIBRETYPE (ISO/IEC 11801)	OS1/OS2	OM3	OM4
Attenuation Coefficient [dB/km]	≤ 0.38 Max (1300nm) ≤ 0.25 Max (1300nm) ≤ 0.34 Typ (1550nm) ≤ 0.19 Typ (1550nm)	≤ 3.5 Max (850nm) ≤ 1.5 Max (1300nm) ≤ 2.7 Typ (850nm) ≤ 0.9 Typ (1300nm)	≤ 3.5 Max (850nm) ≤ 1.5 Max (1300nm) ≤ 2.7 Typ (850nm) ≤ 0.9 Typ (1300nm)
Minimum Bandwidth: Overfilled Launch [Mhz-km]	N/A	≥ 1500 (850nm) ≥ 500 (1300nm)	≥ 3500 (850nm) ≥ 500 (1300nm)
Minimum Bandwidth: Laser Effective Modal Bandwidth [Mhz-km]	N/A	≥ 2000 (850nm)	≥ 4700 (850nm)

Standards Compliance

- TIA/EIA-568-C.3 and ISO/IEC 11801
- IEC-61754-7 & EIA/TIA-604-5
- NFPA 262 or IEC 60332
- Compliant to Directive 2002/95/EC (RoHS) and REACH SvHC
- IEC-60793

Ordering Information

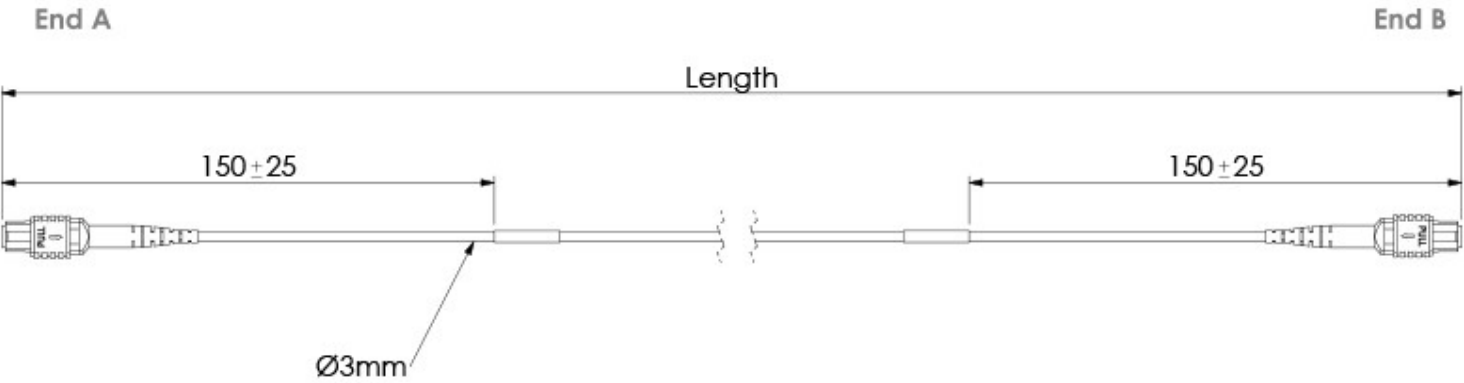


Example:

CTM-20203M12-05-A- MTP® male to MTP® male with fibre microcable patch assembly LSZH 12 fibres 5m polarity A

Technical Drawing

12 Fibre Trunk Double jacket 3mm OD



MTP® is a registered trademark of US Conec Ltd